

Dough Mixers

22 liter Spiral Dough Kneader, 2 Speeds

ITEM # _____

MODEL # _____

NAME # _____

SIS # _____

AIA # _____


602277 (ESK22L)

 22 lt spiral Dough Kneader,
 2 speed (tool speed 84/168
 rpm), on wheels

Short Form Specification

Item No. _____

2 speed spiral dough kneader on wheels for pizzerias, bakeries and pastries. Ingredients are kneaded with a stainless steel spiral mixer arm synchronised with bowl rotation (motorized not removable bowl). Body is in painted steel, the 22 lt capacity bowl, spiral mixer arm and dough breaker pin are in stainless steel. The safety screen allows ingredients to be added without stopping. Equipped with low voltage control panel with on/off switch, speed selection and timer (up to 30 min) or continuous mode. Safety device to stop the machine when the protection screen is opened. Tool speed: 84 and 168 rpm; bowl speed: 10 and 20 rpm. Maximum kneading capacity: 17 kg per cycle (maximum 10,6 kg flour/cycle), with 60% hydration.

Main Features

- Two speed kneading for faster cycles (tool speed: 84 and 168 rpm; bowl speed: 10 and 20 rpm).
- Spiral dough kneader with motorized bowl (not removable) and fixed head.
- Ideal for kneading pizza dough, bread or similar dough.
- Stainless steel (AISI304) squared dough breaker bar for fast and even kneading results
- Minimum kneading capacity: 9 kg/cycle, with 60% hydration.
- Maximum kneading capacity: 17 kg per cycle (maximum 10,6 kg flour/cycle), with 60% hydration.
- Transparent protective screen to reduce flour dust release in the work area during kneading (EU EN453:2014) and to prevent dough contaminations.
- Safety device stops the appliance if the cover is opened.
- Equipped with 4 wheels, of which 2 with brakes, allowing to easily move the appliance for storage or cleaning.
- The appliance fits under standard kitchen worktops (see installation drawing).

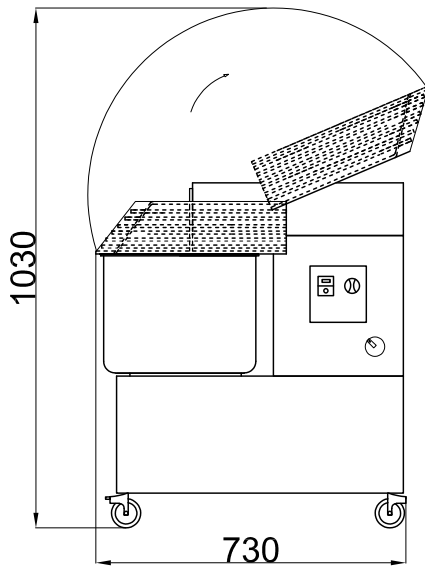
Construction

- Constructed in painted steel.
- AISI304 stainless steel bowl, spiral hook and dough breaker bar.
- Control panel with on/off switch, speed selection and timer.
- Analogic timer up to 30 minutes or continuous mode.
- IP54 protected control panel.
- IP23 for the appliance overall.

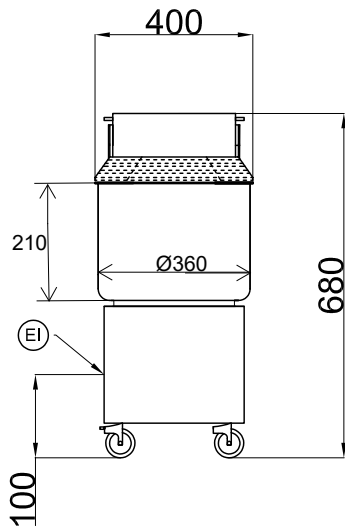
Optional Accessories

APPROVAL: _____

Side

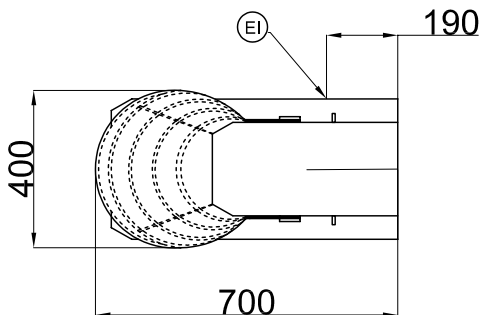


Front



EI = Electrical inlet (power)

Top


Electric

Supply voltage: 380-415 V/3 ph/50 Hz
 Total Watts: 1.1 kW

Capacity:

Maximum kneading (60% hydration): 17 kg/Cycle

Key Information:

External dimensions, Width: 400 mm
 External dimensions, Depth: 700 mm
 External dimensions, Height: 680 mm
 Shipping weight: 78 kg
 Bowl capacity: 22 lt